

Identification of Tetrachloroethylene Sorption Behaviors in Natural Sorbents Via Sorption Models

Md Abdullah Al Masud · Jiyeon Choi · Won Sik Shin*

*School of Architecture, Civil, Environmental and Energy Engineering, Kyungpook National University,
Daegu 41566, Republic of Korea*

ABSTRACT

A number of different methods have been used for modeling the sorption of volatile organic chlorinated compounds such as tetrachloroethylene/perchloroethylene (PCE). In this study, PCE was adsorbed in several natural sorbents, i.e., Pahokee peat, vermicompost, BionSoil®, and natural soil, in the batch experiments. Several sorption models such as linear, Freundlich, solubility-normalized Freundlich model, and Polanyi-Manes model (PMM) were used to analyze sorption isotherms. The relationship between sorption model parameters, organic carbon content (f_{oc}), and elemental C/N ratio was studied. The organic carbon normalized partition coefficient values ($\log K_{oc} = 1.50\text{--}3.13$) in four different sorbents were less than the logarithm of the octanol-water partition coefficient ($\log K_{ow} = 3.40$) of PCE due to high organic carbon contents. The $\log K_{oc}$ decreased linearly with $\log f_{oc}$ and $\log C/N$ ratio, but increased linearly with $\log O/C$, $\log H/C$, and $\log (N+O)/C$ ratio. Both $\log K_{F,oc}$ or $\log K_{F,oc}$ decreased linearly with $\log f_{oc}$ ($R^2 = 0.88\text{--}0.92$) and $\log C/N$ ratio ($R^2 = 0.57\text{--}0.76$), but increased linearly with $\log (N+O)/C$ ($R^2 = 0.93\text{--}0.95$). The $\log q_{max,oc}$ decreased linearly as $\log f_{oc}$ and $\log C/N$ increased, whereas it increased with $\log O/C$, $\log H/C$ and $\log (N+O)/C$ ratios. The $\log q_{max,oc}$ increased linearly with $(N+O)/C$ indicating a strong dependence of $q_{max,oc}$ on the polarity index. The results showed that PCE sorption behaviors were strongly correlated with the physicochemical properties of soil organic matter (SOM).

Key words: Elemental ratio, Sorption, Sorbent, Solubility-normalization, Soil organic matter, Tetrachloroethylene

1. Introduction

Dense non-aqueous liquids (DNAPLs) are hazardous organic chemicals widely used in industrial processes and include chlorinated solvents, creosotes, coal tar, and polychlorinated biphenyls, which are frequently detected in soil and groundwater (Feng et al., 2023a). Chlorinated solvent such as tetrachloroethylene (PCE) has been widely used as an industrial solvent for degreasing metal parts, paint stripping, and plastics production, dry clean fabrics and manufacture other chemicals resulting in significant contamination of groundwater and soil by chlorinated organic compounds (COCs) (Yin et al., 2022). PCE is a toxic chemical due to its cytotoxicity, carcinogenicity, and per-

sistence in the hyporheic zone and groundwater that may pose serious human health and environmental concerns (Liu et al., 2022). It has been included to the US Environmental Protection Agency's (USEPA) Priority Pollutant List as one of 14 volatile organic compounds (Sekar et al., 2022). As a result, researchers are very interested in developing treatment technologies for PCE in the hyporheic zone and groundwater. In the field of environmental technology, hyporheic zones and PCE-contaminated groundwater have also consistently attracted attention.

Chlorinated organic pollutants in aquatic systems have been treated by physical, biochemical, and chemical processes. Although technologies based on membranes (Rani and Karthikeyan, 2021), extraction (Akinpelu et al., 2019), ozonation (Li et al., 2021), biodegradation (Feng et al., 2023b) and advanced oxidation processes (AOPs) (Al-Masud et al., 2022; Masud et al., 2022) are highly efficient, the operational costs are high. To remove organic pollutants from aquatic environment, sorption is one of the main physical processes (Brusseau et al., 2012; Choi and Shin,

주저자: Md Abdullah Al-Masud, 박사과정

공동저자: Jiyeon Choi, 연구교수

*교신저자: Won Sik Shin, 교수

E-mail: wshin@knu.ac.kr

Received : 2022. 12. 06 Reviewed : 2022. 12. 16

Accepted : 2022. 12. 21 Discussion until : 2023. 02. 28

2020). However, the types of adsorbents are crucial for the effectiveness of adsorption toward particular pollutants (Kim et al., 2005; Xiao and Huang, 2011). Under anaerobic conditions, reductive dichlorination is carried out biologically by dehalococcoides and chemically by Fe^0 (Devore et al., 2022; Dutta et al., 2022).

Sorption is the most important processes controlling interaction between hydrophobic organic contaminants and soils/sediments (Prajapati et al., 2022). Numerous studies have shown that the fate and transport of hydrophobic organic compounds (HOCs) in soil is highly dependent on sorption/desorption characteristics (Christensen et al., 2022). A few studies have reported on the application of solubility-normalized model to explain nonlinear sorption of HOCs in soils and sediments (Allen-King et al., 2002; Carmo et al., 2000; Kleineidam et al., 2002; Masud and Shin, 2022; Qi et al., 2004; Ran et al., 2004). The purpose of this study is to investigate the sorption and desorption behaviors of PCE in several natural sorbents. An accurate estimation of sorption may have wide implications on the remediation of HOCs in natural environments. In this paper, sorption/desorption characteristics of PEC in natural sorbents with wide range of organic carbon content.

This study examines the details of the sorption of PCE on four different sorbents, i.e., Pahokee peat, vermicompost, BionSoil®, and natural soil through batch experiments. The sorption behaviors of PCE in natural sorbents were analyzed using several models such as linear, Freundlich, solubility-normalized Freundlich and Polanyi-Manes (PM) models. The objectives of this study were to compare the sorption of different sorbents and compare different models for sorption with sorbents. The relationship between sorption model parameters, organic carbon content (f_{oc}), and elemental C/N ratio was studied.

2. Materials and Methods

2.1. Chemicals

Radiolabeled $[1,2-^{14}\text{C}]$ PCE (ChemSyn Laboratories, 2.2

$\mu\text{Ci}/\mu\text{mol}$, >99.9%) were obtained from ARC chemicals (Saint Louis, MO, USA) and used as radiotracers (Kan et al., 1998, 1997). The $[^{14}\text{C}]$ compounds were further diluted with unlabeled tetrachloroethylene (PCE, >99.9%, HPLC grade, Sigma-Aldrich, Germany) stock solutions ($1,000 \text{ mg L}^{-1}$ in methanol, HPLC grade, Sigma-Aldrich, Germany) to yield desired concentrations. Sodium azide (NaN_3 , 99%, Daejung Chemical Co., Siheung, Korea) was added to the solution as a bacterial inhibitor. PCE solution was prepared before each sorption experiment using the ^{14}C stock solution. The physicochemical properties of PCE are summarized in Table 1. Electrolyte solution used in experiments was prepared in distilled and deionized water (DDI, MilliporeSigma™ Synergy™, Thermo Fisher Scientific, Waltham, MA, USA) containing 1.0 mM of $\text{CaCl}_2 \cdot 2\text{H}_2\text{O}$ (99%, Daejung Chemical Co., Siheung, Korea), 0.5 mM of MgCl_2 (98%, Duksan, Ansan, Korea) and 1 mM $\text{Na}_2\text{B}_4\text{O}_7 \cdot 10\text{H}_2\text{O}$ (98%, Duksan Chemical Co., Ansan, Korea).

2.2. Sorbents

Four different carbon-based sorbents such as Pahokee peat (International Humic Substances Society, USA), BionSoil® (Bion Environmental Technologies, Inc., USA), vermicompost (Eco Biotech, Korea), and a natural soil (collected from a local horizon near Daegu, Korea) were chosen for to investigate the sorption behavior of PCE. The sorbent characteristics analyzed by Huffmann Laboratories; Inc. (Golden, CO, USA) was listed in Table 2. The organic carbon content (f_{oc}) was in the order of Pahokee peat (44.6 wt%) > vermicompost (13.7 wt%) > BionSoil® (11.12 wt%) > natural soil (2.25 wt%). The sorbent samples were air-dried, sieved through a U.S. Sieve Series No. 20 sieve and kept in gas-tight amber bottle until use.

2.3. Experimental procedures

Sorption experiments were conducted using 40-mL amber vials (Fisher Co.) with open-top polypropylene screw thread caps with Teflon-faced silicon septa (Kimble Chase, USA). Different weights (g) of sorbents are used in this study

Table 1. Physicochemical properties of PCE

M.W.	Solubility at 25°C	Density	Molar volume	log K_{ow}
165.8 g/mol	206 mg/L	1.623 g/mL	102.17 mL/mol	3.40

Data obtained from SRC PhysProp database (<http://www.syrres.com>).

Table 2. Summary of soil characteristics analyzed by Huffman Laboratories, Inc. (Golden, CO, USA). Data indicates percentage per g of dry soil

	Pahokee peat	Vermicompost	BionSoil®	Natural soil
Total Carbon (wt %)	16.52	14.02	11.3	2.25
Hydrogen (wt %)	4.74	2.87	1.71	1.27
Oxygen (wt%)	25.32	19.29	12.71	9.85
Nitrogen (wt %)	3.13	1.0	0.93	0.24
Carbonate Carbon (wt %)	0.48	0.32	0.18	< 0.02
Organic Carbon (wt %)	45.7	13.7	11.12	2.25
O/C	0.685	1.056	0.857	3.283
H/C	1.2446	2.514	1.845	6.773
C/N	17.034	15.98	13.95	10.94
H/O		2.381	2.153	2.063
(N+O)/C	0.059	1.119	0.929	3.375

because sorbents have widely different sorption capacities. Predetermined amounts of sorbents such as Pahokee peat (0.02 g), vermicompost (0.03 g), BionSoil® (0.03 g) and natural soil (0.1 g), were transferred to the vial before the addition of PCE solution. To obtain sorption isotherms, eight different initial concentrations (from 10 mg L⁻¹ to 100 mg L⁻¹) of PCE solution were used. The vials containing the sorbent was filled with the spiking solution minimizing the headspace. Control vials without sorbents were also prepared in duplicate. The mixture was horizontally mixed at 150 rpm on an orbital shaker at room temperature. After 2 days, the soil was separated from the solution by centrifugation at 2,500 rpm for 20 minutes. 1.0 mL of the supernatant was mixed with 10 mL of scintillation cocktail (Ultima Gold, Sigma) and the radioactivity was analyzed by liquid scintillation counter (LSC, EG&G Wallac Co., 1220 Quantulus). Approximately 95% of the supernatant was gently removed using a pipette and spiked with solute-free electrolyte solution for sorption. The actual amount of supernatant removed and added was determined gravimetrically. After 2 days, the sorbent/water mixture was centrifuged at 2,500 rpm for 20 minutes and the radioactivity of the supernatant was analyzed. The sorbed PCE concentrations were calculated by assuming all concentration changes in solution phase result from sorption onto the solid phase. All experiments were run in duplicate.

2.4. Sorption models

2.4.1. Linear Model

Linear sorption model was used to analyze sorption and

desorption isotherms:

$$q = K_p C = K_{oc} f_{oc} C \quad (1)$$

where q (mg/kg) is total concentration of sorbed compound in the soil phase, K_p (L/kg) is linear partition coefficient, C (mg/L) is chemical concentration in solution phase, K_{oc} ($= K_p / f_{oc}$, L/kg OC) is organic carbon normalized partition coefficient, and f_{oc} is organic carbon content, respectively.

To evaluate the relative sorption affinity of PCE in the sorbents, sorption affinity ratio (SAR) is defined as:

$$SAR = \frac{q|_C}{q_{\min}|_C} = \frac{K_d}{K_{d,\min}} \quad (2)$$

where $q|_C$ and $q_{\min}|_C$ are the solid phase concentration of a sorbent and that of a sorbent with minimum sorption affinity (natural soil) at aqueous phase concentration C , respectively. The K_d and $K_{d,\min}$ are the distribution coefficient of each sorbent, respectively.

2.4.2. Freundlich Model

Freundlich model was also used to fit the sorption and desorption data:

$$q = K_F C^{N_F} = K_{F,oc} f_{oc} C^{N_F} \quad (3)$$

where K_F [(mg/kg)/(mg/L)^{N_F}] and N_F (dimensionless) are Freundlich sorption coefficient and the Freundlich exponent and $K_{F,oc}$ [(mg/kg OC)/(mg/L)^{N_F}] is organic carbon normalized Freundlich sorption coefficient, respectively.

2.4.3. Solubility-normalized Freundlich model

In this study, a solubility-normalized Freundlich model was used to fit the single-solute sorption data (Allen-King et al., 2002; Carmo et al., 2000; Kile et al., 1999):

$$q = K'_F \left(\frac{C}{S} \right)^{N_F} = K'_{F,oc} f_{oc} \left(\frac{C}{S} \right)^{N_F} \quad (4)$$

where S (mg/L) is the solute's aqueous solubility, K'_F (mg/kg) is the unit-normalized Freundlich sorption coefficient and $K'_{F,oc}$ (mg/kg OC) is organic carbon normalized form of K'_F . The use of C/S yields that K'_F values are independent of the values of N_F . In Eq. (3), K'_F has the same units as q and its magnitude is equal to the value of q at $C/S = 1$. Thus K'_F represents the mass of HOC sorbed per unit mass of sorbent when the C approaches saturation ($C \rightarrow S$), regardless of the units of C . This approach implicates that the unit-normalized Freundlich sorption coefficient (K'_F) has both physical significance and meaningful units in addition to providing a flexible choice of units for C .

2.4.4. Polanyi-Manes model (PMM)

Polanyi-Manes (PDM) model was also used to fit sorption data (Allen-King et al., 2002; Carmo et al., 2000; Chiou and Kile, 1998; Kile et al., 1999):

$$q = q_{\max} \exp \left\{ -\alpha \left(\frac{\varepsilon_{sw}}{V_m} \right)^\beta \right\} \quad (5)$$

where q_{\max} is the maximum sorption capacity (mg/kg), α and β are fitting parameters, V_m is the molar volume of the solute (L/mol) and ε_{sw} is the solute sorption potential ($= RT$

$\ln(S/C)$). To decrease the number of parameters to be estimated, β was fixed to be 2.0 (Kleineidam et al., 2002):

$$q = q_{\max} \exp \left\{ -\alpha \left(\frac{RT \ln(S/C)}{V_m} \right)^2 \right\} \quad (6)$$

The sorption model parameters were determined by using a commercial software package, Table Curve 2D® (Version 5.1, SPSS, Inc.).

3. Results and Discussion

3.1. Sorption isotherm

The relationship between elemental ratios of natural sorbents: H/C, (N+O)/C and C/N versus O/C was shown in Fig. 1. The H/C, (N+O)/C ratios are linearly increasing with O/C ratio, whereas linearly decreasing with C/N ratio.

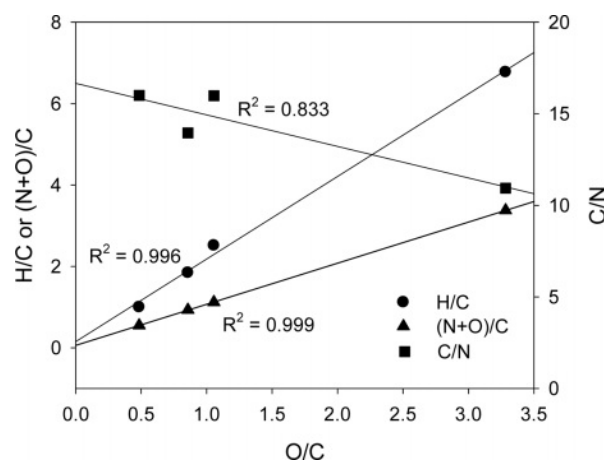


Fig. 1. The relationship between elemental ratios of several sorbents: H/C, (N+O)/C and C/N versus O/C.

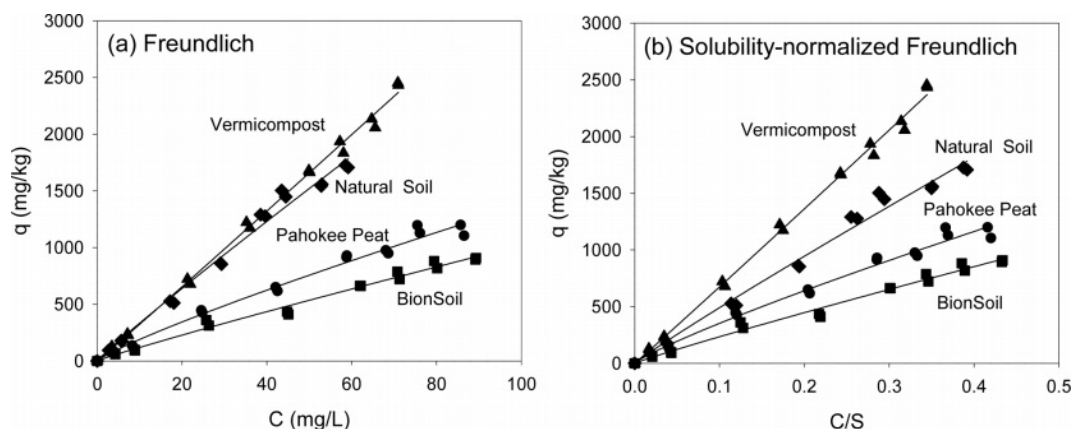
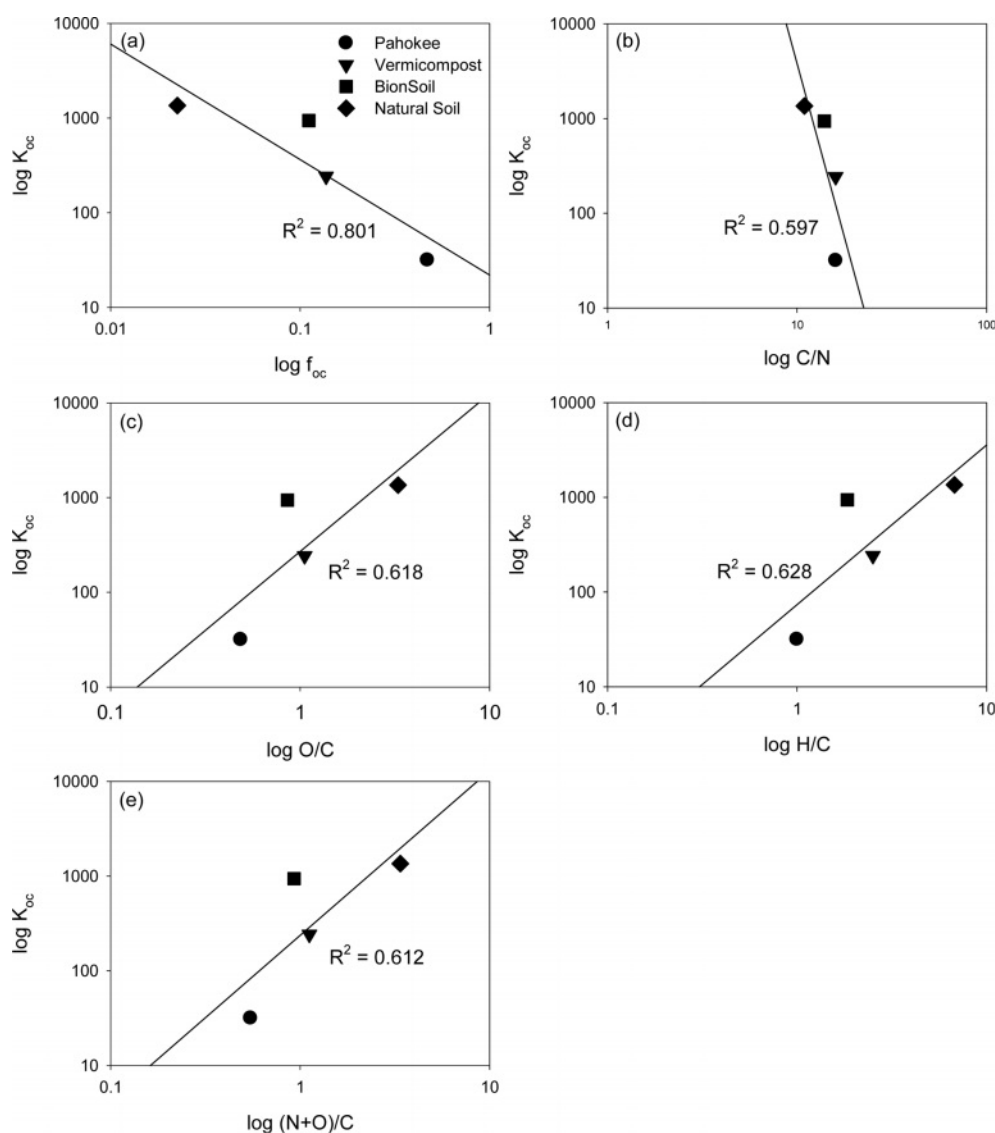


Fig. 2. Sorption isotherms of PCE in several sorbents. (a) Freundlich and (b) solubility-normalized Freundlich isotherm.

Table 3. Linear model parameters for PCE sorption in several sorbents. (K_{oc} = organic carbon normalized partition coefficient)

Soil	K_p	K_{oc}	$\log K_{oc}$	R^2	SAR
Pahokee peat	14.47 (± 0.2893)	31.67	1.5007	0.9773	6.7
Vermicompost	33.24 (± 0.3053)	242.6	2.3850	0.9955	15.3
BionSoil [®]	2.17 (± 0.0316)	19.55	2.2912	0.9882	1.0
Natural Soil	30.52 (± 0.5014)	1,356.5	3.1324	0.9856	14.0

Units: K_p = (mg/kg)/(mg/L) and K_{oc} = (mg/kg OC)/(mg/L). Number in parenthesis indicates standard deviation.

**Fig. 3.** Relationship between linear sorption model parameter (K_{oc}) and organic carbon content (f_{oc}) or elemental ratios (C/N, O/C, H/C, and (N+O)/C).

The sorption isotherm of PCE on natural sorbents was presented in Fig. 2. The linear, Freundlich, and solubility-normalized Freundlich models were fitted well to the sorption data ($0.947 < R^2 < 0.996$). As listed in Table 3, the $\log K_{oc}$ value was in the order of natural soil > vermi-

compost > Pahokee peat > BionSoil[®] for sorption of PCE. The $\log K_{oc}$ values (1.50-3.13) in four different sorbents were less than $\log K_{ow}$ (= 3.40) of PCE. The order of increase in $\log K_{oc}$ value was not correlated with the log-transformed organic carbon content ($\log f_{oc}$), atomic ratios ($\log O/C$, \log

C/N log H/C, and log (N+O)/C). The difference in log K_{oc} value of the soils is presumably due to diagenetically altered soil properties; diagenetically ‘older’ organic carbon appears to cause stronger bonding in the natural soil (Cornelissen et al., 2005, 2004).

As listed in Table 3, the SAR was in the order of natural soil \approx vermicompost > Pahokee peat > BionSoil[®]. This suggests that diagenetically ‘older’ natural soil has higher SAR than the others.

The relationships between the log K_{oc} vs. log f_{oc} and log-transformed atomic ratios (log C/N, log O/C, log H/C and log (N+O)/C)) were shown in Fig. 3. The log K_{oc} decreased linearly with log f_{oc} and log C/N ratio. In contrast, the log K_{oc} increased linearly with log O/C, log H/C and also log (N + O)/C ratio (Fig. 3).

3.2. Freundlich and Solubility-normalized Freundlich model

The Freundlich model parameters are listed in Table 4. As indicated by the R^2 values (0.950–0.996), the Freundlich model fitted well to the sorption data. The Freundlich sorption constant, K_F , indicating the sorption capacity of the sorbent was in the order of natural soil > vermicompost > Pahokee peat > BionSoil[®] for sorption. The organic carbon-normalized Freundlich coefficient ($K_{F,oc}$) was also in the order of natural soil > vermicompost > Pahokee peat > BionSoil[®].

As indicated by the N_F values (0.93–1.02) of the Freundlich model, sorption of PCE were nearly linear, except Pahokee peat (0.86). The Freundlich exponent, N_F , is a measure of the deviation from linearity of the sorption. If a value for N_F is equal to unity, the sorption is linear (Choi and Shin, 2020; Shin and Song, 2005). If N_F value is above 1, this implies that sorption process is chemical, but if N_F value is below 1, sorption is favorable, a physical process (Masud et al., 2023). The N_F values at equilibrium represent favorable sorption, and therefore this would seem to suggest that physical, which is referred the sorption bond becomes weak and conducted with van der Waals forces (Özcan et al., 2006). As listed in Table 4, PCE sorption was favorable in Pahokee peat, BionSoil[®], and natural soil (i.e., $N_F < 1$), except vermicompost that showed N_F value slightly above 1.

As listed in Table 5, the solubility-normalized Freundlich coefficient (K'_F) was in the order of vermicompost > natural soil > Pahokee peat > BionSoil[®]. The advantage of the solubility-normalized Freundlich model is that the K'_F value represents the mass of HOC sorbed per unit mass of sorbent when the C concentration approaches saturation ($C \rightarrow S$), regardless of the units of C . The effect of sorbate characteristics on sorption is clearly evident at low equilibrium concentrations. To examine this, the q value for an arbitrary value of $C = 20$ mg/L ($q|_{C=20}$) was calculated by using Eq. (4) and the unit-normalized Freundlich sorption coefficients (K'_F and $K'_{F,oc}$) listed in Table 5. The calculated $q|_{C=20}$

Table 4. Freundlich model parameters for PCE sorption in several sorbents

Soil	K_F	$K_{F,oc}$	N_F (-)	R^2
Pahokee peat	26.02 (\pm 5.56)	56.95 (\pm 12.17)	0.861 (\pm 0.051)	0.9848
Vermicompost	31.09 (\pm 4.21)	227.0 (\pm 30.72)	1.017 (\pm 0.033)	0.9956
BionSoil [®]	2.97 (\pm 0.57)	26.72 (\pm 5.14)	0.927 (\pm 0.045)	0.9899
Natural Soil	37.68 (\pm 7.57)	1,675 (\pm 336.5)	0.945 (\pm 0.052)	0.9867

Units: $K_F = [(\text{mg/kg})/(\text{mg/L})^N]$, $K_{F,oc} = [(\text{mg/kg OC})/(\text{mg/L})^N]$, N_F = dimensionless. Number in parenthesis indicates standard deviation.

Table 5. Solubility-normalized Freundlich model parameters for PCE sorption in several sorbent

Soil	K'_F	$K'_{F,oc}$	N_F (-)	R^2	$q _{C=20}$ (mg/kg)	$q _{C=20}$ (mg/kg OC)
Pahokee peat	2,558 (\pm 146.9)	5,597 (\pm 322)	0.861 (\pm 0.049)	0.9870	343.4	751.3
Vermicompost	6,993 (\pm 303.1)	51,043 (\pm 2,213)	1.017 (\pm 0.033)	0.9956	653.3	4,769
BionSoil [®]	415 (\pm 20.8)	3,727 (\pm 187)	0.927 (\pm 0.045)	0.9899	47.73	429.2
Natural Soil	4,320 (\pm 268)	191,992 (\pm 11903)	0.945 (\pm 0.051)	0.9884	476.7	21,186

Units: $K'_F = (\text{mg/kg})$, $K'_{F,oc} = (\text{mg/kg OC})$, N_F = dimensionless. Number in parenthesis indicates standard deviation.

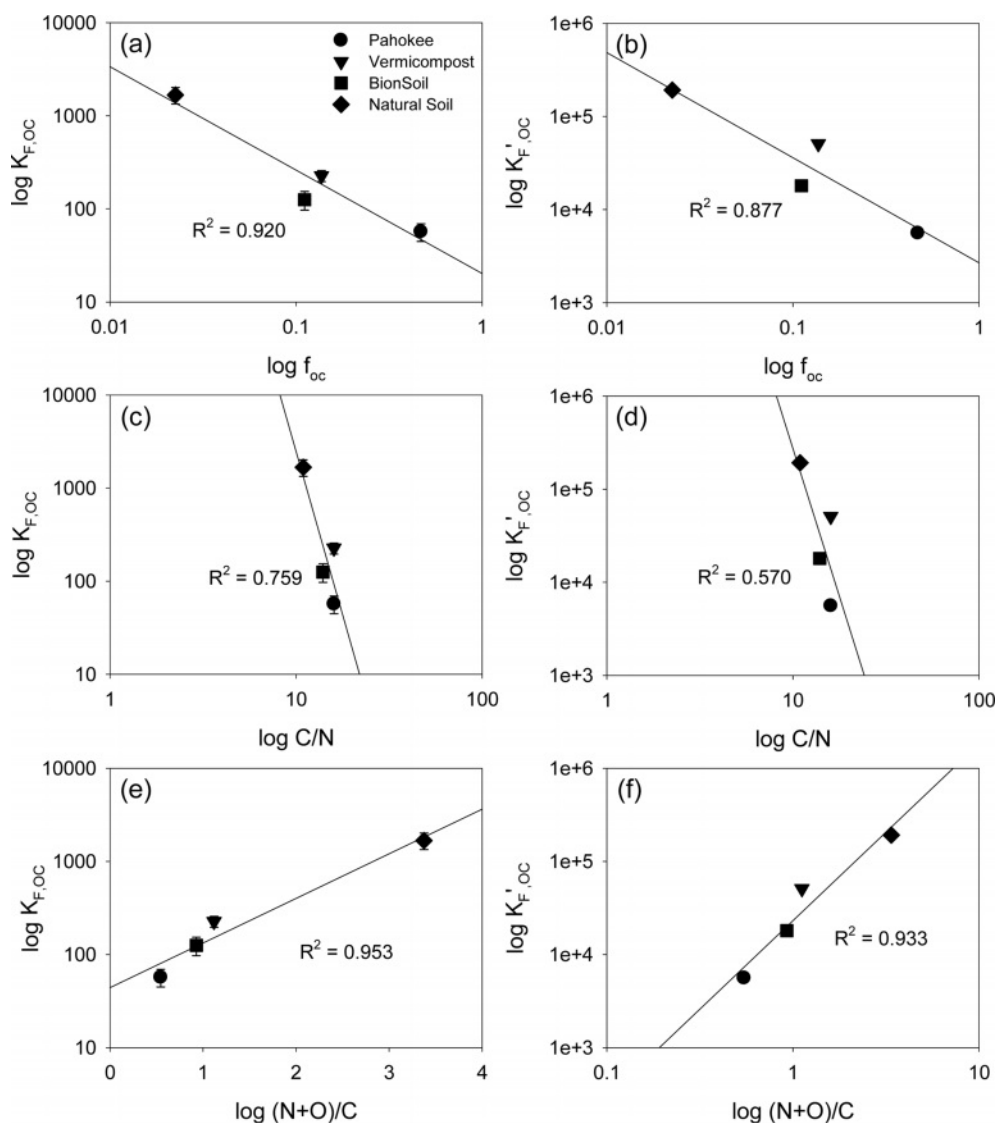


Fig. 4. Relationship between organic carbon-normalized Freundlich ($K_{F,oc}$) and solubility-normalized Freundlich ($K'_{F,oc}$) sorption coefficients and organic carbon content (f_{oc}) or elemental ratios (C/N and $(N+O)/C$).

values for PCE were in the order of vermicompost > natural soil > Pahokee peat > BionSoil[®]. When organic carbon normalized, the $K'_{F,oc}$ was in the order of natural soil >> vermicompost > BionSoil[®] > Pahokee peat. This explains that geologically weathered soil (i.e., natural soil) has higher $K'_{F,oc}$ value and thus higher q_e (mg/kg OC) value.

The relationships between the $\log K_{F,oc}$ or $\log K'_{F,oc}$ vs. $\log f_{oc}$ and log-transformed atomic ratios ($\log C/N$ and $\log (N+O)/C$) were shown in Fig. 4. Both $\log K_{F,oc}$ or $\log K'_{F,oc}$ decreased linearly with $\log f_{oc}$ ($R^2 = 0.88$ - 0.92) and $\log C/N$ ratio ($R^2 = 0.57$ - 0.76), but increased linearly with $\log (N + O)/C$ ($R^2 = 0.93$ - 0.95).

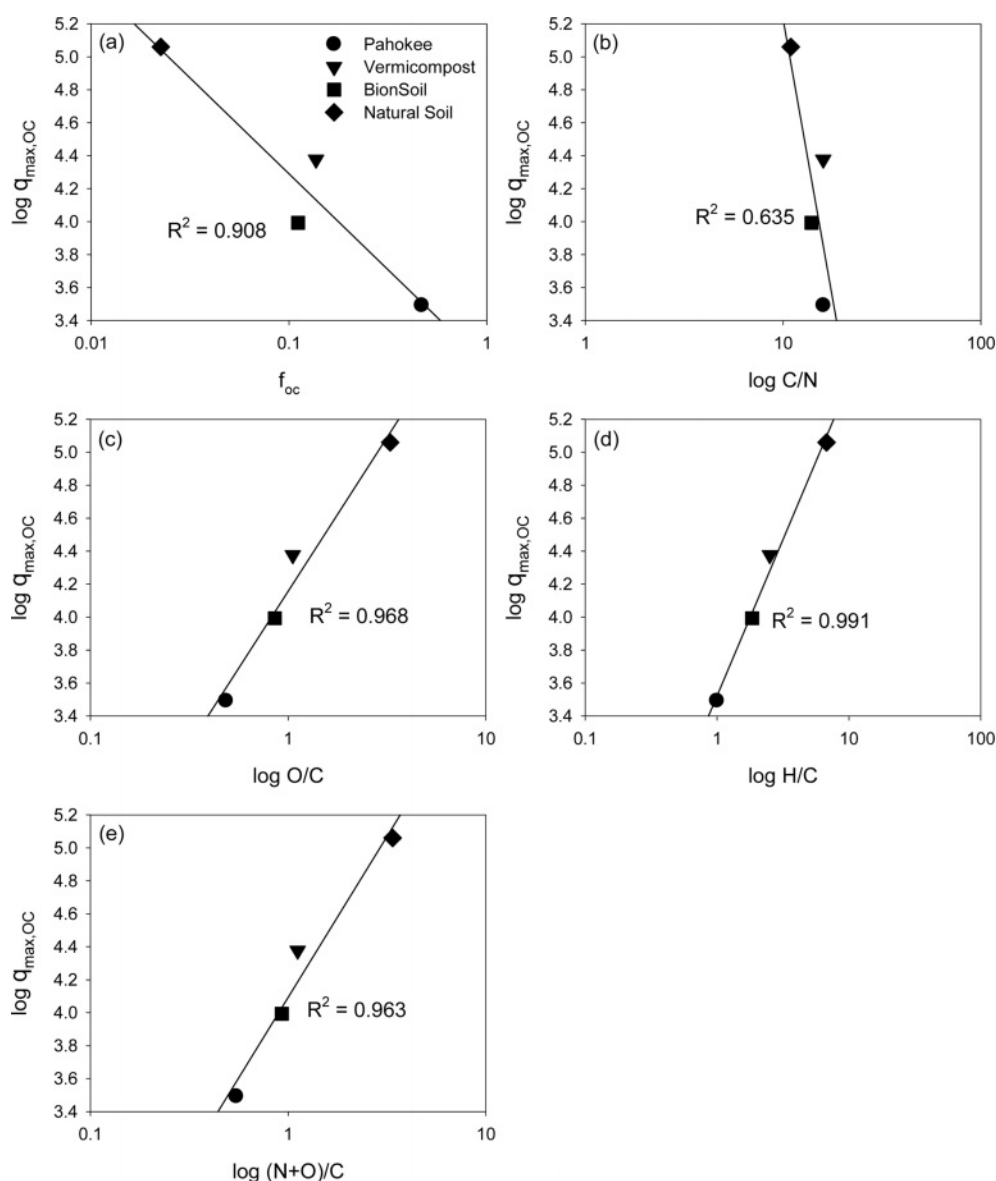
3.3. Polanyi-Dubinin-Manes (PDM) model

The results of PDM model analysis are listed in Table 6. The maximum sorption capacity (q_{max}) was in the order of vermicompost > natural soil > Pahokee peat > BionSoil[®]. The organic carbon-normalized maximum sorption capacity ($q_{max,oc}$) was in the order of natural soil > vermicompost > Pahokee peat > BionSoil[®]. In addition, $q_{max,oc}$ rather than q_{max} was able to explain higher maximum sorption capacity in geologically 'older' soil. The relationships between $\log q_{max,oc}$ and $\log f_{oc}$ and log-transformed elemental ratios ($\log C/N$, $\log O/C$, $\log H/C$ and $\log (N+O)/C$) were shown in Fig. 5. The $\log q_{max,oc}$ decreased linearly as $\log f_{oc}$ and $\log C/$

Table 6. PDM model parameters for PCE sorption in several sorbents

Soil	q_{\max}	$q_{\max, oc}$	α	R^2
Pahokee peat	1,420 (± 52.39)	3,108 (± 114.6)	4.89×10^{-6} ($\pm 4.05 \times 10^{-7}$)	0.9799
Vermicompost	3,264 (± 137.7)	23,827 ($\pm 1,005$)	5.51×10^{-6} ($\pm 3.98 \times 10^{-7}$)	0.9845
BionSoil®	225.4 (± 10.42)	2,027 (± 93.69)	5.49×10^{-6} ($\pm 5.63 \times 10^{-7}$)	0.9702
Natural Soil	2,587 (± 106.1)	114,959 ($\pm 4,717$)	4.57×10^{-6} ($\pm 2.86 \times 10^{-7}$)	0.9875

Units: $q_{\max} = (\text{mg/kg})/(\text{mg/L})$, $q_{\max, oc} = (\text{mg/kg OC})/(\text{mg/L})$ and $\alpha = \text{constant}$. Number in parenthesis indicates standard deviation.

**Fig. 5.** Relationship between PDM parameter ($q_{\max, oc}$) and organic carbon content (f_{oc}) or elemental ratios (C/N, O/C, H/C, and (N+O)/C).

N increased, whereas increased with $\log O/C$, $\log H/C$ and $\log (N+O)/C$ ratios. The $\log q_{\max, oc}$ increased linearly with $(N+O)/C$ indicating that a strong dependence of $q_{\max, oc}$ on the polarity index.

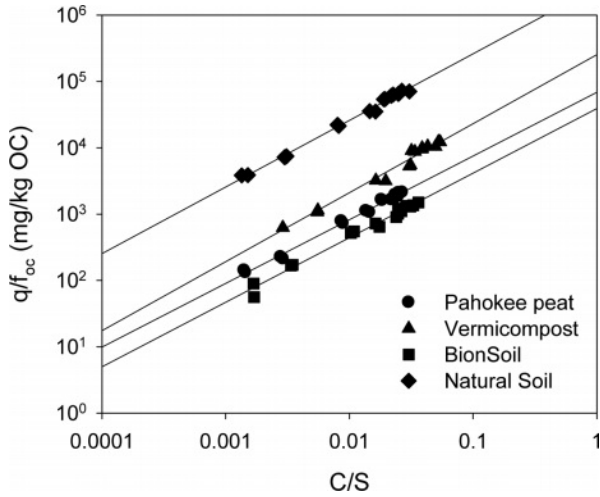
3.4. Solubility normalization

As shown in Fig. 6, provides the relationship between q/f_{oc} versus C/S for PCE sorption onto the sorbents. If Eq. (3) and Eq. (4) are normalized by organic carbon content (Allen-

Table 7. The q/f_{oc} values for Henry's law (at $C = 1$ mg/L) and Raoult's law ($C \rightarrow S$) regions

Soil	q/f_{oc} (mg/kg OC) at $C = 1$ mg/L	q/f_{oc} (mg/kg OC) as $C \rightarrow S$
Pahokee peat	56.95	5,598
Vermicompost	227.0	51,043
BionSoil®	26.72	3,727
Natural Soil	1,249	191,992

Note that $q/f_{oc} = K'_F/f_{oc}$ (mg/g OC) at high concentration (as $C \rightarrow S$) and $q/f_{oc} = K_F/f_{oc}$ (mg/g OC) at low absolute concentration ($C = 1$ mg/L).

**Fig. 6.** Relationship between q/f_{oc} ($= K'_F/f_{oc}$) and C/S for sorption of PCE in natural sorbents. Note that $q_{oc}/f_{oc} = K'_F/f_{oc}$ as concentration approaches solubility ($C/S \rightarrow 1$).

King et al., 2002; Shin and Song, 2005):

$$\frac{q}{f_{oc}} = \frac{K_F}{f_{oc}} C^N = \frac{K'_F}{f_{oc}} \left(\frac{C}{S} \right)^N \quad (7)$$

As concentration approaches solubility ($C/S \rightarrow 1$), q/f_{oc} is equal to K'_F/f_{oc} at $C/S = 1$ satisfying Raoult's law. At $C = S$, K'_F/f_{oc} provides a measure of q at aqueous solubility (the highest possible aqueous concentration). As depicted in Fig. 6 and summarized in Table 7, K'_F/f_{oc} ($= q/f_{oc}$) at $C \rightarrow S$ was in the order of natural soil > vermicompost > Pahokee peat > BionSoil®.

When C is very small (i.e., $C \rightarrow 1$ mg/L), Eq. (7) becomes:

$$\frac{q}{f_{oc}} = \frac{K_F}{f_{oc}} = \frac{K'_F}{f_{oc}} S^{-N} \quad \text{or} \quad q = K_F = K'_F S^{-N} \quad (8)$$

The values of K_F ($= K'_F S^{-N}$) is an estimate of q at low aqueous concentration satisfying Henry's law. Then the solubility-normalized Freundlich isotherm elucidates that the relationship between K_F (at $C = 1$ mg/L) and S^N . As shown

in Fig. 6 and summarized in Table 7, K'_F/f_{oc} ($= q/f_{oc}$) at $C \rightarrow 1$ mg/L was also in the order of natural soil > vermicompost > Pahokee peat > BionSoil®, consistent with the order at $C \rightarrow S$. In addition, the order of increases in K'_F/f_{oc} values at both $C \rightarrow S$ and $C = 1$ mg/L were consistent with $K'_{F,oc}$ and $q_{max,oc}$. Therefore, it is concluded that solubility-normalization is useful in elucidating sorption capacities in soils with widely different characteristics (i.e., f_{oc} and elemental ratios).

4. Conclusions

Sorption characteristics of PCE in several sorbents with widely different organic carbon contents were investigated. To characterize the sorption behaviors of PCE, four different models were used, i.e., linear, Freundlich, solubility-normalized Freundlich, and Polanyi-Manes. The parameters of the sorption model, the organic carbon content (f_{oc}), and the elemental C/N ratio were investigated. Due to the high organic carbon contents, the log K_{oc} values in four distinct sorbents were lower than the log K_{ow} of PCE. The log K_{oc} decreased linearly with log f_{oc} and log C/N ratio, but increased linearly with log O/C, log H/C and also log (N+O)/C ratio. Both log $K_{F,oc}$ or log $K'_{F,oc}$ decreased linearly with log f_{oc} and log C/N ratio, but increased linearly with log (N+O)/C. The log $q_{max,oc}$ decreased linearly as log f_{oc} and log C/N increased, whereas increased with log O/C, log H/C and log (N+O)/C ratios. The log $q_{max,oc}$ increased linearly with (N+O)/C that a strong dependence of $q_{max,oc}$ on the polarity index. For a better mechanistic explanation of the sorption behavior of PCE onto Pahokee peat, vermicompost, BionSoil®, and natural soil sorbents, it is necessary to analyze Brunauer-Emmett-Teller (BET), Fourier transform infrared spectroscopy (FTIR), X-ray photoelectron spectroscopy (XPS), and X-ray diffraction (XRD) analysis, as suggested in the further study.

Acknowledgements

This work was supported by Korea Environmental Industry & Technology Institute (KEITI) through Aquatic Ecosystem Conservation Research Program, funded by Korea Ministry of Environment (MOE) (No. 2021003040004).

References

- Akinpelu, A.A., Ali, M.E., Johan, M.R., Saidur, R., Qurban, M.A., and Saleh, T.A., 2019, Polycyclic aromatic hydrocarbons extraction and removal from wastewater by carbon nanotubes: A review of the current technologies, challenges and prospects, *Process Saf. Environ. Prot.* **122**, 68-82. <https://doi.org/10.1016/j.psep.2018.11.006>
- Al-Masud, M.A., Kim, D.G., and Shin, W.S., 2022, Highly efficient degradation of phenolic compounds by Fe(II)-activated dual oxidant (persulfate/calcium peroxide) system, *Chemosphere*, **299**, 134392. <https://doi.org/10.1016/j.chemosphere.2022.134392>
- Allen-King, R.M., Grathwohl, P., and Ball, W.P., 2002, New modeling paradigms for the sorption of hydrophobic organic chemicals to heterogeneous carbonaceous matter in soils, sediments, and rocks, *Adv. Water Resour.*, **25**(8-12), 985-1016. [https://doi.org/10.1016/S0309-1708\(02\)00045-3](https://doi.org/10.1016/S0309-1708(02)00045-3)
- Brusseau, M.L., Schnaar, G., Johnson, G.R., and Russo, A.E., 2012, Nonideal transport of contaminants in heterogeneous porous media: 10. Impact of co-solutes on sorption by porous media with low organic-carbon contents, *Chemosphere*, **89**, 1302-1306. <https://doi.org/10.1016/j.chemosphere.2012.05.027>
- Carmo, A.M., Hundal, L.S., and Thompson, M.L., 2000, Sorption of hydrophobic organic compounds by soil materials: Application of unit equivalent Freundlich coefficients, *Environ. Sci. Technol.*, **34**(20), 4363-4369. <https://doi.org/10.1021/es000968v>
- Chiou, C.T. and Kile, D.E., 1998, Deviations from sorption linearity on soils of polar and nonpolar organic compounds at low relative concentrations, *Environ. Sci. Technol.* **32**(3), 338-343. <https://doi.org/10.1021/es970608g>
- Choi, J. and Shin, W.S., 2020, Removal of salicylic and ibuprofen by hexadecyltrimethylammonium-modified montmorillonite and zeolite, *Minerals*, **10**(10), 898, 1-15. <https://doi.org/10.3390/min10100898>
- Christensen, E.R., Wang, Y., Huo, J., and Li, A., 2022, Properties and fate and transport of persistent and mobile polar organic water pollutants: A review, *J. Environ. Chem. Eng.*, **10**(2), 107201. <https://doi.org/10.1016/j.jece.2022.107201>
- Cornelissen, G., Gustafsson, Ö., Bucheli, T.D., Jonker, M.T.O., Koelmans, A.A., and Van Noort, P.C.M., 2005, Extensive sorption of organic compounds to black carbon, coal, and kerogen in sediments and soils: Mechanisms and consequences for distribution, bioaccumulation, and biodegradation, *Environ. Sci. Technol.*, **39**(18), 6881-6895. <https://doi.org/10.1021/es050191b>
- Cornelissen, G., Kukulska, Z., Kalaitzidis, S., Christanis, K., and Gustafsson, Ö., 2004, Relations between environmental black carbon sorption and geochemical sorbent characteristics, *Environ. Sci. Technol.*, **38**(13), 3632-3640. <https://doi.org/10.1021/es0498742>
- Devore, C.L., Rodriguez-Freire, L., Villa, N., Soleimanifar, M., Gonzalez-Estrella, J., Ali, A.M.S., Lezama-Pacheco, J., Ducheneaux, C., and Cerrato, J.M., 2022, Mobilization of As, Fe, and Mn from contaminated sediment in aerobic and anaerobic conditions: Chemical or microbiological triggers?, *ACS Earth Space Chem.*, **6**(7), 1644-1654. <https://doi.org/10.1021/acsearthspacechem.1c00370>
- Dutta, N., Usman, M., Ashraf, M.A., Luo, G., and Zhang, S., 2022, A critical review of recent advances in the bio-remediation of chlorinated substances by microbial dechlorinators, *Chem. Eng. J. Adv.*, **12**, 100359. <https://doi.org/10.1016/j.cej.2022.100359>
- Feng, C., Liu, F., Huang, F., Chen, L., and Bi, E., 2023a, Dense nonaqueous phase liquids back diffusion controlled by biodegradation and heterogeneous sorption-desorption, *J. Clean. Prod.*, **382**, 135370. <https://doi.org/10.1016/j.jclepro.2022.135370>
- Feng, C., Liu, F., Huang, F., Chen, L., and Bi, E., 2023b, Dense nonaqueous phase liquids back diffusion controlled by biodegradation and heterogeneous sorption-desorption, *J. Clean. Prod.*, **382**, 135370. <https://doi.org/10.1016/j.jclepro.2022.135370>
- Kan, A.T., Fu, G., Hunter, M., Chen, W., Ward, C.H., and Tomson, M.B., 1998, Irreversible sorption of neutral hydrocarbons to sediments: Experimental observations and model predictions, *Environ. Sci. Technol.*, **32**(7), 892-902. <https://doi.org/10.1021/es9705809>
- Kan, A.T., Fu, G., Hunter, M.A., and Tomson, M.B., 1997, Irreversible adsorption of naphthalene and tetrachlorobiphenyl to Lula and surrogate sediments, *Environ. Sci. Technol.*, **31**(8), 2176-2185. <https://doi.org/10.1021/es9601954>
- Kile, D.E., Wershaw, R.L., and Chiou, C.T., 1999, Correlation of soil and sediment organic matter polarity to aqueous sorption of nonionic compounds, *Environ. Sci. Technol.*, **33**(12), 2053-2056. <https://doi.org/10.1021/es980816o>
- Kim, J.-H., Shin, W.S., Song, D.-I., and Choi, S.J., 2005, Multi-step competitive sorption and desorption of chlorophenols in surfactant modified montmorillonite, *Water. Air. Soil Pollut.*, **166**, 367-380. <https://doi.org/10.1007/s11270-005-6329-5>

- Kleineidam, S., Schüth, C., and Grathwohl, P., 2002, Solubility-normalized combined adsorption-partitioning sorption isotherms for organic pollutants, *Environ. Sci. Technol.*, **36**(21), 4689-4697. <https://doi.org/10.1021/es010293b>
- Li, W., Zhu, N., Yuan, H., and Shen, Y., 2021, Influence of sludge organic matter on elimination of polycyclic aromatic hydrocarbons (PAHs) from waste activated sludge by ozonation: Controversy over aromatic compounds, *Sci. Total Environ.*, **797**, 149232. <https://doi.org/10.1016/j.scitotenv.2021.149232>
- Liu, S., Yan, E.Z., Turyk, M.E., Katta, S.S., Rasti, A.F., Lee, J.H., Alajlouni, M., Wallace, T.E., Catt, W., and Aikins, E.A., 2022, A pilot study characterizing tetrachloroethylene exposure with exhaled breath in an impacted community, *Environ. Pollut.*, **297**, 118756. <https://doi.org/10.1016/j.envpol.2021.118756>
- Masud, M.A. Al, Kim, D.G., and Shin, W.S., 2022, Degradation of phenol using Fe(II)-activated CaO_2 : effect of ball-milled activated carbon (AC_{BM}) addition, *Environ. Res.*, **214**, 113882. <https://doi.org/10.1016/j.envres.2022.113882>
- Masud M. A. A., and Shin W. S. 2022, Single and binary competitive sorption of phenanthrene and pyrene in natural and synthetic sorbents, *J. Soil Groundwater Environ.*, **27**(6), 11-21. <https://doi.org/10.7857/JSGE.2022.27.6.011>
- Masud, M.A. Al, Shin, W.S., and Kim, D.G., 2023, Degradation of phenol by ball-milled activated carbon (AC_{BM}) activated dual oxidant (persulfate/calcium peroxide) system: Effect of preadsorption and sequential injection, *Chemosphere*, **312**, 137120. <https://doi.org/10.1016/j.chemosphere.2022.137120>
- Özcan, A., Öncü, E.M., and Özcan, A.S., 2006, Kinetics, isotherm and thermodynamic studies of adsorption of Acid Blue 193 from aqueous solutions onto natural sepiolite, *Colloids Surfaces A Physicochem. Eng. Asp.*, **277**, 90-97. <https://doi.org/10.1016/j.colsurfa.2005.11.017>
- Prajapati, A., Narayan Vaidya, A., and Kumar, A.R., 2022, Microplastic properties and their interaction with hydrophobic organic contaminants: a review, *Environ. Sci. Pollut. Res.*, **29**, 49490-49512. <https://doi.org/10.1007/s11356-022-20723-y>
- Qi, S., 2004, Comment on "Sorption nonlinearity for organic contaminants with diesel soot: Method development and isotherm interpretation", *Environ. Sci. Technol.*, **38**(20), 5485. <https://doi.org/10.1021/es0404771>
- Ran, Y., Xing, B., Rao, P.S.C., and Fu, J., 2004, Importance of adsorption (hole-filling) mechanism for hydrophobic organic contaminants on an aquifer kerogen isolate, *Environ. Sci. Technol.*, **38**(16), 4340-4348. <https://doi.org/10.1021/es035168+>
- Rani, C.N. and Karthikeyan, S., 2021, Synergic effects on degradation of a mixture of polycyclic aromatic hydrocarbons in a UV slurry photocatalytic membrane reactor and its cost estimation, *Chem. Eng. Process. - Process Intensif.*, **159**, 108179. <https://doi.org/10.1016/j.cep.2020.108179>
- Sekar, A., Varghese, G.K., and Varma, R., 2022, Exposure to volatile organic compounds and associated health risk among workers in lignite mines, *Int. J. Environ. Sci. Technol.*, <https://doi.org/10.1007/s13762-022-04056-4>
- Shin, W.S. and Song, D.I., 2005, Solubility-normalized Freundlich isotherm for the prediction of sorption of phenols in HDTMA modified montmorillonite, *Geosci. J.*, **9**, 249-259. <https://doi.org/10.1007/BF02910585>
- Xiao, B. and Huang, W., 2011, The equilibria of bisolute sorption on soil, *Chemosphere*, **83**(7), 1005-1013. <https://doi.org/10.1016/j.chemosphere.2011.02.009>
- Yin, X., Hua, H., Dyer, J., Landis, R., Fennell, D., and Axe, L., 2023, Degradation of chlorinated solvents with reactive iron minerals in subsurface sediments from redox transition zones, *J. Hazard. Mater.*, **445**, 130470. <https://doi.org/10.1016/j.jhazmat.2022.130470>